

ITK 23/24 Series

Medium Print Width Kiosk Printers

Model PS60-14
Power Supply



The ITK 23/24
Printer System

A direct thermal, Windows™ compatible printer system for interactive kiosks that provides the integrator with a complete printing solution.

The logical choice for demanding, high usage kiosk applications

The **ITK Series** printers are designed to satisfy heavy duty printing applications. These may include the generation of coupons, maps, lists, graphics, etc. The printers operate under the Windows™ operating system utilizing a WYSIWYG driver supplied by Practical Automation. Print speed is fast — 3.1 inches per second.

Features

- Window compatible WYSIWYG driver
- Fast 3.1 inch per second print speed under Windows
- Select paper width: 3.34 inches (ITK 23) or 4.48 inches (ITK 24)
- Large paper roll holders with low paper sensors
- Reverse channel status communication
- Parallel or USB interface

Overcoming Difficult Challenges

Unattended kiosk environments present difficult challenges that have been overcome in the ITK 23/24 Printer System. For example, printed documents are separated by an integrated cutter and isolated from the user during the print cycle. Printer operating status is continually reported back to the host OEM system over an interface using standard printer protocols. Status information sent includes low paper, out of paper, ticket taken, and various error conditions. All of these features are incorporated into the ITK 23/24, which not only boasts a small footprint, but also has the flexibility of accommodating a large paper supply.

Two Models To Choose From

ITK Series printers are available in two models. The ITK 23 supports a maximum paper width of 3.34 inches (85 mm) and the ITK 24 supports a maximum paper width of 4.48 inches (114 mm). Paper supply options include paper roll holders that accommodate 6 and 8-inch diameter rolls with or without low paper sensors. Paper roll holders may be mounted directly on the printer mechanism or externally mounted, thereby significantly reducing the printer footprint.



PRACTICAL AUTOMATION, INC.

The Alinabal Group of Companies

ITK 23/24 Series

Medium Print Width Kiosk Printers

Three Paper Output Delivery Options

Standard Loop Transport-Presenter with Cutter —

This option effectively isolates the user from the document during the print and cut cycle and therefore provides maximum jam protection. It can store any reasonable size document in its loop storage chamber. The option prevents user access and disturbance of the document while printing. It also has a unique slip paper drive that protects against paper wrinkling (and jamming) if the output slot is blocked during the document delivery cycle.

Cutter with Output Protection Chamber —

This option provides less jam protection than the transport-presenter, but is adequate for many applications. If, for example, someone places their hand in front of the exit slot during delivery, a controlled buckling of the paper into the jam chamber occurs. When the buckling is detected, printing is temporarily halted to prevent a paper jam. If no further buckling is detected (i.e. the blocking hand is removed), printing resumes and the document is completed and delivered. If the buckling is still detected after several unsuccessful attempts to resume, the printer will stop and report an error condition.

Cutter Only —

With this option the printer system does not isolate the user from the document during the print and cut cycle. The responsibility for document isolation is passed to the kiosk designer who could provide document isolation by creating a well in the kiosk enclosure into which the documents could drop.



Model PS60-14 Power Supply

The PS60-14 Power Supply

Power can be provided by an optionally available compact power supply. Its single voltage operation facilitates integration into the OEM power distribution scheme. The supply can be remotely located up to six feet from the printer mechanism, further increasing system flexibility.

Printer Interface

Parallel operation utilizes a standard IEEE-1284 cable. USB operation requires a USB to IEEE-1284 adapter cable that can be plugged into the ITK parallel port. Both cables are available from Practical Automation.

The ITK 23/24 Printer System shown with Remote Roll Paper Holder



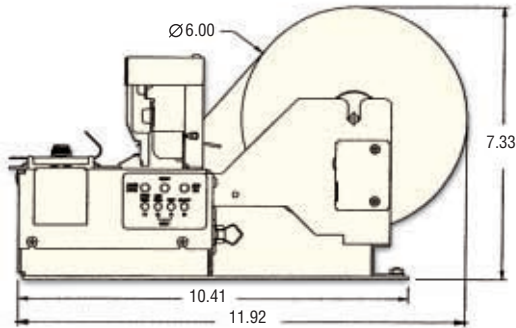
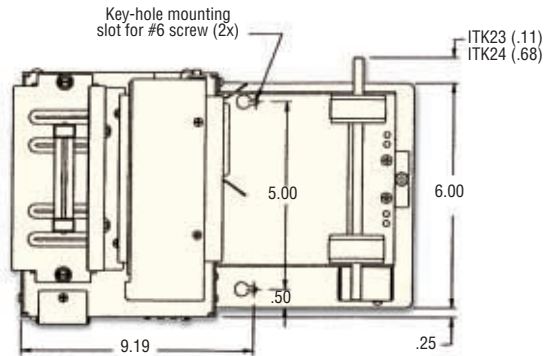
Specifications *All specifications subject to change without notice.*

Printing Method:	Raster, direct thermal. Any graphic or text image created by a Windows™ based application can be printed using the PA supplied printer driver.	Cutter Life:	300 K cuts (typical)	Setup Parameters:	All optional control features can be changed by the user with user-friendly switch panel entry sequences.
Printhead:		Printer Drivers:	Windows™ 95, 98, ME and Windows™ NT 4.0 and 2000 drivers included. Drivers for other Windows™ platforms available.	Printer Status:	Printer status information such as low paper, out of paper, ticket not taken, and system errors are available to the host PC via IEEE-1284 reverse channel nibble mode protocol.
Dot Density	203 DPI (8 dots/mm)	PC Requirements:	Windows™ compatible PC, 100 MHz or higher. ECP port recommended with DMA.	Power Requirements:	24 VDC, 60 W max average, provided by PS60-14 universal input power supply. 90-264 VAC, 47/63 Hz, 1.6 A Max.
Dot Cycle Life	100 x 106 Dot Cycles typical	User Switches:	Select (F0) Test (F1) Line Feed (F2) Form Feed (F3) Reset (F1 & F2)	Regulatory Compliance:	
Abrasive Life	164 K ft (50 Km) typical	Indicators:	Power/Paper (green LED) Ready (green LED) Attention/Error (amber LED) Audio Beeper	<i>CE Mark</i>	Compliant
Print Length:	3.5" Min, 17" Max.	Output Paper Delivery Options:		<i>Safety</i>	UL 1950, 3rd Edition CSA C22.2 No. 950-95 CENELEC EN 60950: 1992
Print Width:	2.84" (576 dots) ITK-23 4.10" (832 dots) ITK-24	<i>Loop Presenter</i>	The document is not presented to the user until printing and cutting is complete. It is then held until taken.	<i>CB SCHEME</i>	Compliant. Consult factory for countries listed.
Paper Width:	3.34" ITK-23 4.48" ITK-24	<i>Standard Output</i>	The output has an anti-jam paper buckle sense chamber.	<i>EMI/EMC</i>	FCC Part 15 Class A CENELEC EN 50024-1 1998 EN 55022 Class B
Paper Caliper:	.0034" typical, .004" Max.	<i>Cutter Only</i>	User provides delivery method.	Environment:	
Paper Type:	Appleton Optima Superior, or equivalent.	Paper Holders:	Rolls up to 8" in diameter can be mounted on the printer chassis. Rolls up to 8" may be mounted on an external fixture.	<i>Temperature</i>	Operating: +5° to 40°C Storage: -5° to 65°C
Paper Feed:	Friction			<i>Humidity</i>	20-85% relative, non-condensing
Print Speed:	3.1 in/sec Max. (80 mm/sec)				
Interface:					
Parallel	IEEE-1284 compatible printing, nibble mode status reporting (reverse channel)				
Serial	USB interface (Windows™ 2000 only)				
Interface Cable:	Standard IEEE-1284 A-B cable (DB25M/C36M)				

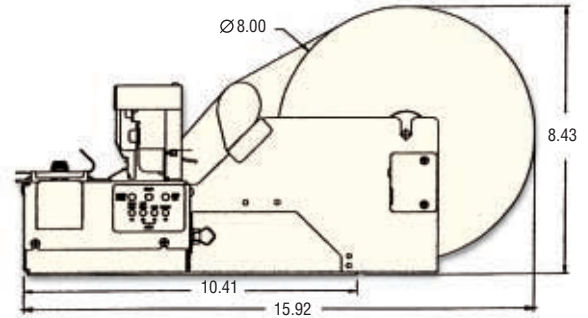
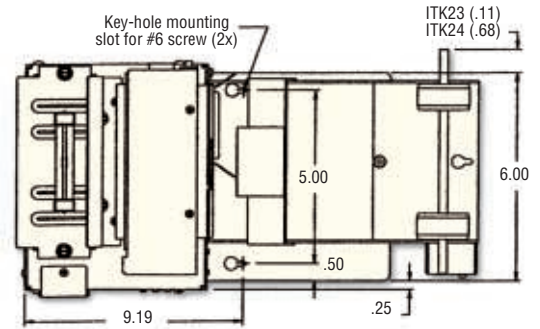
ITK 23/24 Series

Outline Dimensions

Outline dimensions for the ITK 23/24 with optional printer mounting base and both a six and eight-inch paper roll holder are shown below. Versions that include a transport-presenter, cutter and protected output, and cutter only result in minor dimensional changes. Users should contact Practical Automation for detailed information.

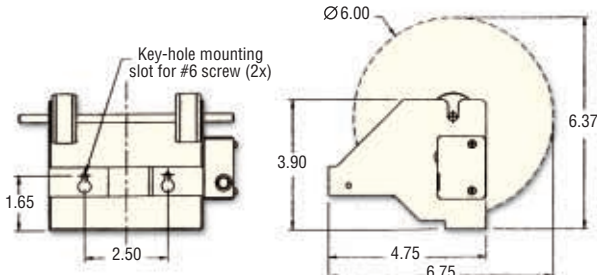
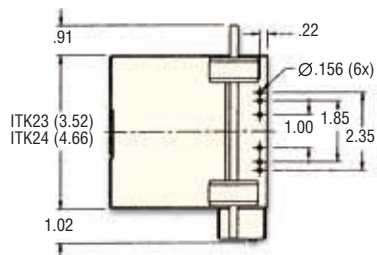


ITK 23/24 with Internal 6-Inch Paper Holder

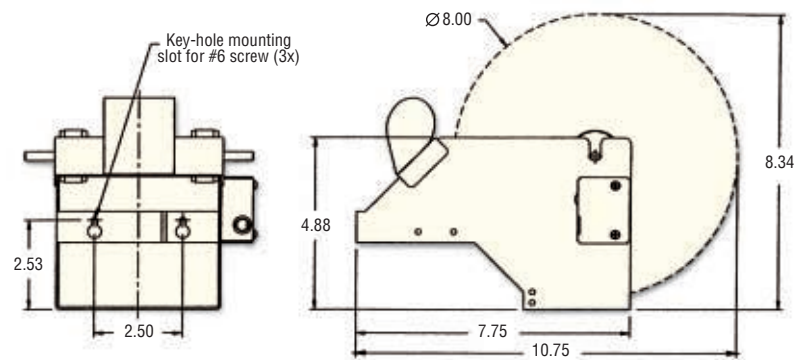
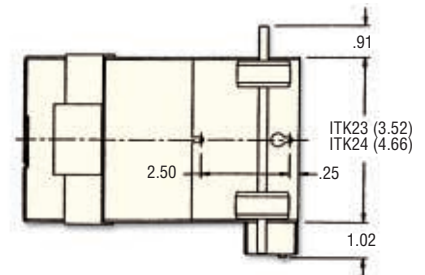


ITK 23/24 with Internal 8-Inch Paper Holder

Outline Dimensions For Externally Mounted Paper Roll Holders



External 6-Inch Paper Roll Holder (with low paper sensor)



External 8-Inch Paper Roll Holder (with low paper sensor)

ITK-23/24 Series

Ordering Information

ITK 2 - -

Paper Width

3 = 3.34" (85 mm)
4 = 4.48" (114 mm)

Paper Output Options

P = Standard Loop Transport-Presenter with Cutter
C = Cutter with Output Protection Chamber
K = Cutter without Output Protection Chamber

Forms Control

Blank = Enabled for Continuous Form roll stock paper
R = Enabled for Registration Marked roll stock paper

Paper Input Options

00 = No attached paper roll holder. The paper roll holder is ordered separately for external mounting
60 = Attached paper roll holder for a 6" (152 mm) diameter roll
6L = Attached paper roll holder for a 6" (152 mm) diameter roll with *low paper sensor
80 = Attached paper roll holder for an 8" (203 mm) diameter roll
8L = Attached paper roll holder for an 8" (203 mm) diameter roll with *low paper sensor

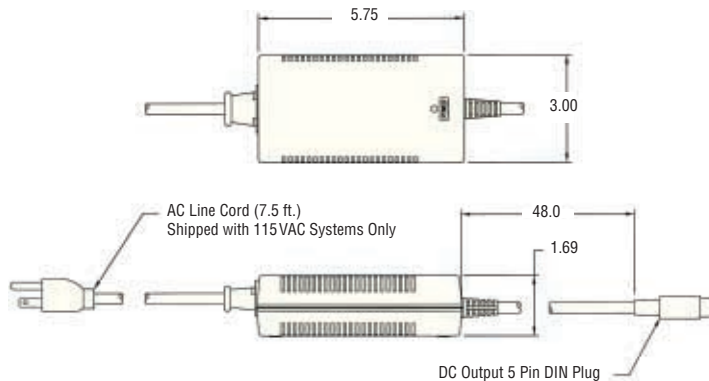
*Note: *includes an 18" (457 mm) interconnect cable (AC8-18)*

Data Interface

Parallel = IEEE-1284 Parallel Interface
USB = USB Serial Interface. Using available USB to IEEE-1284 Interface Adapter



PS60 Power Supply



PS60-14



Blank = Supplied with a US approved line cord
E = No line cord for export applications

Example: ITK 24-P6L-Parallel and PS60-14

ITK 2 = Standard ITK Series 203 DPI Printer

4 = 4.48 inch Paper Width

P = Loop Transport-Presenter with Cutter as the paper output handling system

Blank Digit = The Forms Control is set to have the printer expect continuous-form roll stock paper

6L = Paper Input Option is an attached 6 inch diameter roll holder with low paper sensor

Parallel = Operates with a Parallel Data Interface

PS60-14 = 60 watt external power supply with line cord for the North American Market



PRACTICAL AUTOMATION, INC.

The Alinabal Group of Companies
45 Woodmont Road, P.O. Box 3028, Milford, CT 06460 ■ Phone: (203) 882-5640 ■ FAX: (203) 882-5648
www.practicalautomation.com

Printed in USA
05013m